

Culligan[®]

**PORTABLE SERVICE
EQUIPMENT & SUPPLIES
WITH PARTS LIST**

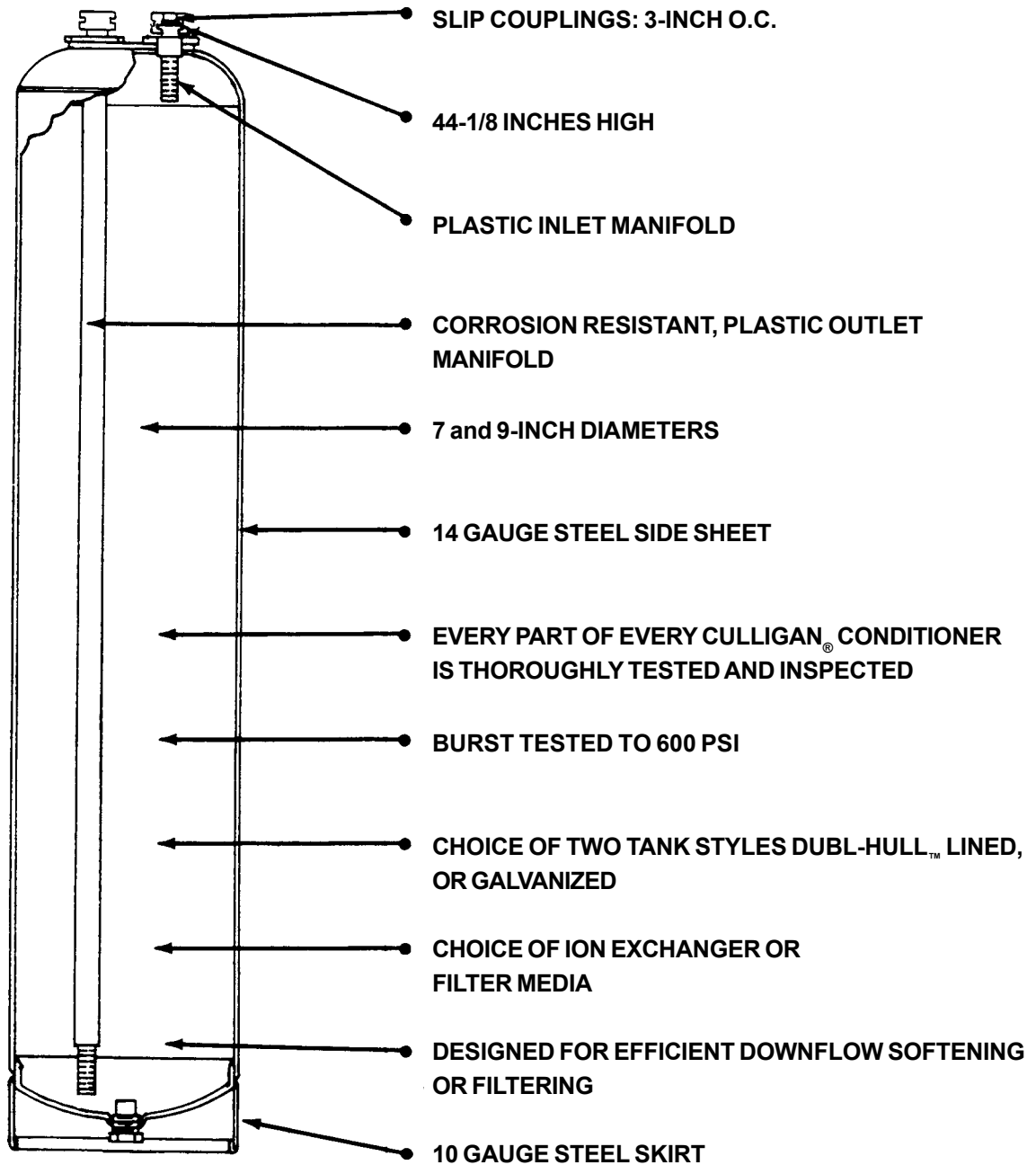
PORTABLE SERVICE EQUIPMENT & SUPPLIES WITH PARTS LIST

Table of Contents

Tanks.....	1
Filtr-Cleer Media Packs.....	2
Tank Parts.....	3
Service Unit Accessories.....	4
Installation Supplies.....	5
Portable Exchange Accessories.....	6
Transfer Cart.....	7
Transfer Cart Parts.....	8
Cul-Flo-Valv Bypass and Accessories.....	9
Cul-Flo-Valv Bypass Parts.....	10

**FINEST QUALITY WATER
CONDITIONING TANKS AVAILABLE!**

SPECIAL QUANTITY PRICING!



DUBL-HULL™ TANKS ONLY

Corrosion Free!!
Complete with Plastic Inner Liner & Upper Seal

NO FITTINGS, MEDIA OR MANIFOLDS

Part No.	Description
00-2369-14	7-inch
00-2394-14	9-inch

WITH FITTINGS AND MANIFOLDS

00-2905-91	9-inch
------------	--------



GALVANIZED TANKS ONLY

Hot-Dipped Galvanized Inside and Out.
Not Recommended for highly Corrosive Water

NO FITTINGS, MEDIA OR MANIFOLDS

Part No.	Description
00-2371-11	7-inch
00-2391-11	9-inch




FILTR-CLEER® MEDIA-PAK

Used for preparation of a Filtr-Cleer, 9-inch portable service exchange filter only. Media-Pak consists of five different filtration media plus decal for tank and instructions for preparing unit. Use either galvanized or Dubl-Hull tank depending on corrosive tendencies of water being filtered.

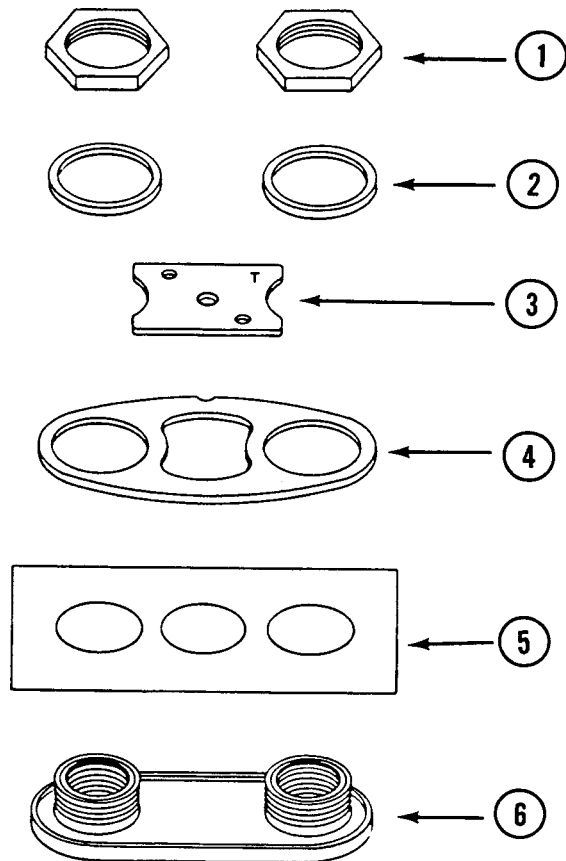
Catalog No. 00-1630-01

NOTE: The following special items are needed to prepare filled unit.

Part No.	Description	Quantity
00-2050-00	Female Fitting	1
00-3264-00	Flow Control (8gpm)	1
00-2034-00	Male Tank Fitting	1



DUBL-HULL™ SERVICE TANK PARTS



No.	Part No.	Description
1	00-2206-01	Nut
2	00-3300-97	Ring
3	00-4011-04	Plate (1980 - Present)
	00-3314-65	Plate (1972 - 1979)
4	00-3232-06	Gasket, Three Hole, Notched
5	00-3232-05	Barrier, Plastic, Three Hole
6	01-0007-39	Yoke, Two Hole
	00-2202-17	Plastic Inner Tank, 7-inch
	00-2202-36	Plastic Inner Tank, 9-inch
	00-2034-00	Coupling, Inlet
	00-2320-05	Inlet Manifold, Fine Slot
	00-2325-78	Outlet Manifold, Plastic
	00-2031-00	Plug, Zinc Plated
	00-2320-00	Inlet Manifold (Hot Water)
	00-2325-00	Outlet Manifold (Hot Water)
	00-2034-16	Coupling, Outlet, Plastic Mold

GALVANIZED SERVICE TANK PARTS

Part No.	Description
00-4028-61	7-inch Tank only, less fittings
00-4027-57	9-inch Tank only, less fittings
00-2034-00	Coupling, Inlet
00-2320-05	Inlet Manifold, Fine Slot, Delrin®
00-2320-00	Inlet Manifold, Fine Slot, Brass
00-2325-78	Outlet Manifold, Plastic
00-2325-00	Outlet Manifold, Unsheathed Brass
00-2031-00	Plug, Zinc-Plated

CUL™-DUR LINED SERVICE TANK PARTS

Part No.	Description
00-2034-00	Coupling, Inlet
00-2320-05	Inlet Manifold, Fine Slot, Delrin®
00-2325-78	Outlet Manifold, Plastic
00-2301-00	Plug, Zinc-Plated, 3/4-inch

SERVICE UNIT ACCESSORIES

Code Part Number Description

- A 00-2308-01 Connector with Lock Ring, 8-3/4 inches long
- 00-2310-01 Connector with Lock Ring, 12-inches long
- 00-2313-01 Connector with Lock Ring, 24-inches long

30 DAY DELIVERY

- 00-2311-01 Connector with Lock Ring, 14-inches long
- 00-2312-01 Connector with Lock Ring, 18-inches long
- 00-2314-01 Connector with Lock Ring, 30-inches long
- 00-2315-01 Connector with Lock Ring, 36-inches long
- 00-2316-01 Connector with Lock Ring, 42-inches long
- 00-2318-01 Connector with Lock Ring, 54-inches long

- 00-2309-00 Connector w/o Lock Ring, 8-3/4 inches long
- B 00-2308-06 Hot Water Connector with Brass Lock Ring, 8-3/4 inches long
- 00-2309-06 Hot Water Connector w/o Brass Lock Ring, 8-3/4 inches long
- C 00-2043-05 Plastic Lock Ring
- D 00-2036-10 Cap-Red
- 00-2036-20 Cap-Black
- E 00-2104-00 Female Coupling, 1/2 inch
- 00-2105-00 Female Coupling, 3/4 inch (not shown)
- F 00-2050-00 Female Coupling, 3/4 inch
- G 00-2037-08 Lubricated Gasket (Diaphragm Type) Pack of 100 only
- H 00-2037-05 Lubricated Gasket (Standard Type) Pack of 100 only
- I 00-2320-05 Plastic Inlet Manifold
- 00-2320-00 Brass Inlet Manifold 2-3/8 inches (Hot Water)
- 00-2324-00 Brass Inlet Manifold 4-1/4 inches
- 00-2325-78 Plastic Outlet Manifold
- 00-2325-00 Brass Outlet Manifold-(Hot Water)
- J 00-2037-00 Cut Gasket, Black-Pack of 100 only
- 00-2038-00 Cut Gasket, Red (Thick)-Pack of 100 only
- K 00-2038-11 Fiber Washer-Pack of 100 only
- L 00-2037-16 Screen Gasket



A



B



C



D



E



F



G



H



I



J



K




L

SERVICE UNIT ACCESSORIES



A




B

DRIP PAN

Code	Part No.	Description
A	00-2103-11	Drip Pan, 15-1/4" Dia., 1-5/8" Deep (for 12-inch Softeners)
B	00-2103-10	Drip Pan, 11-3/4" Dia., 1-3/4" Deep (for 7 and 9-inch Service Units)

MANIFOLD TIP - NYLON

For conversion of outlet manifolds. Slotted section is molded nylon tip. Open end is extruded for sweat soldering to upper part of outlet manifold tube.



Part No.	Description
00-2329-10	Manifold Tip-Nylon 8-11/16" overall



A



B

INSTALLATION SUPPLIES

Code	Part No.	Description
A	00-5642-05	U-Bend, 3/4" with Male N.P.T. Adapter
B	00-5769-00	Culligan® Valve, 3/4"; 1-3/4" turns-Open to Close, 2 1/2" Lg. x 3 1/4" high

PORTABLE EXCHANGE ACCESSORIES

TANK SLING

Adjustable, double shoulder type, heavy duck canvas sling. "Sure-lock" buckles allow adjustment of sling to any desired size. The shoulder supports divide weight equally on both shoulders. Loop twist automatically swings unit to exchange man's side for tight quarters through doors and down narrow stairways. Double-folded webbing with reinforced stitching insures long service life.

Catalog No. 00-4700-04



EXCHANGE APRON

Lightweight, tough, plastic apron reinforced with fiber. Adjustable leg and neck straps. Leather reinforced at crotch. Pockets and mallet loop as described for 00-4727-03. This apron minimizes wear and tear on uniforms.

Catalog No. 00-4727-02

DELUXE EXCHANGE APRON

Finest quality canvas construction, reinforced with large patches at points of wear. has tough, riveted leather tool pocket on right side, loop for mallet on left side, and wide top pocket for route book, etc. Adjustable straps. Your best apron buy.


Catalog No. 00-4727-03



HEAVY DUTY STEEL TRANSFER CART

Cat. No. 00-4538-19

STURDY, ONE-PIECE CONSTRUCTION



ALL WELDED
FRAME WITH
REINFORCED
GUSSET PLATES

RUGGED 1-INCH
TUBULAR STEEL

TOOL HOLDER
INCLUDED FOR
MALLET OR
KNOCK-OFF BAR

ATTRACTIVE
PAINTED FINISH

EQUIPPED TO HANDLE
7" OR 9" SERVICE UNITS

TANK CHAIN PROVIDES
SAFE AND EASY MOVEMENT
OF SERVICE UNITS

TOTAL WEIGHT IS
ONLY 35-1/2 LBS.

SMOOTH
IMPLEMENT
TIRES

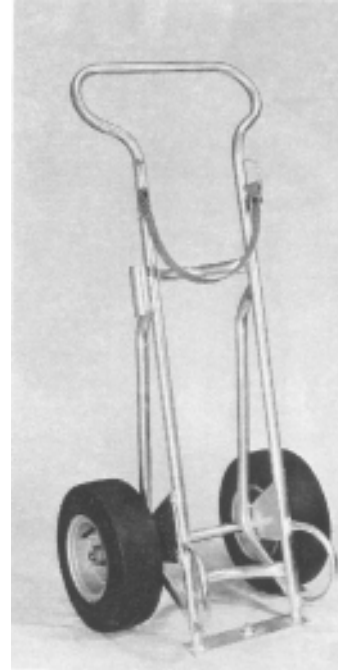
BUILT-IN STUD PREVENTS
TANK FROM SLIPPING OFF CART

SHIPPED
COMPLETELY ASSEMBLED

TRANSFER CART REPLACEMENT PARTS

STEEL CART (Cat. No. 00-4538-19)

<u>Part No.</u>	<u>Description</u>
00-4533-04	Wheel, complete for 3/4" axle
00-4533-01	Hub (with bearings, grease fittings, lock nuts)
00-4533-02	Rim (order two for complete wheel)
00-4533-00	Tire, 300 x 7.2 ply, smooth
00-4535-00	Tube, 300 x 7 (for above)
00-4533-05	Axle, 3/4" x 19"
00-3185-24	Hub Bolt (3/8")
00-3184-43	Hub Nut
00-3183-51	Hub Bolt Washer
00-3185-56	Rim Bolt
00-3185-57	Rim Nut
00-3185-55	Rim Washer
00-4538-61	Ball Bearing, 2/Wheel (for 3/4" Axle)
00-4538-40	Frame



REPLACEMENT PARTS FOR DISCONTINUED TRANSFER CARTS





DISCONTINUED STEEL CART (3/4" Axle) (Cat. No. 00-4538-55)

<u>Part No.</u>	<u>Description</u>
00-4538-40	Frame
00-4533-04	Wheel, complete for 3/4" axle
00-4538-61	Ball Bearing, 2/Wheel (for 3/4" axle)

DISCONTINUED STEEL CART (5/8" Axle)

<u>Part No.</u>	<u>Description</u>
00-4535-00	Tube (3.40/3.00-7)

CULLIGAN® CUL-FLO-VALV® BYPASS AND ACCESSORIES



CUL-FLO-VALV BYPASS

Part No.	Description
00-4831-04	Cul-Flo-Valv Bypass, 3/4" x 3/4" All openings Female N.P.T.
00-4429-68	Cul-Flo-Valv Bypass, 3/4" x 3/4" All openings Female Sweat
00-4383-04	Cul-Flo-Valv Bypass, 3/4" x 3/4" House Lines Sweat Tankside N.P.T.
00-4867-04	Cul-Flo-Valv Bypass, 1-inch Tank 3/4-inch. All openings Female N.P.T.

CUL-FLO-VALV BYPASS UPGRADING KIT (PRIOR TO 1967)

Part No.	Description
00-4832-12	Upgrading Kit - Complete with Delrin® Stem, Four O-rings, Two Stem Knobs, and Instructions


LUBRICANT & LUBRICATING SWABS

Part No.	Description
00-4715-07	Silicone Lubricant 5 Ounce Tube
00-5916-10	Lubricating Swabs (carton of 12)

CUL-FLO-VALV[®] BYPASS PARTS


VALVE BODIES ONLY

Part No.	Description	Size
00-5410-14	All Openings Female NPT	3/4" x 3/4"
00-5410-15	House Side Sweat. Tank Side NPT	3/4" x 3/4"
00-5410-16	All Openings Female NPT	House 1-in. Tank 3/4-in.
00-4429-69	All Openings Female Sweat.	3/4" x 3/4"



STEMS, KNOB & O-RING

Part No.	Description
1967 TO DATE	
00-4832-11	Delrin [®] Valve Stem-Less O-ring
00-3084-26	O-ring
00-4834-13*	Knob-"Push for Soft Water" (Blue)
00-4834-23**	Knob-"Push to Bypass" (Red)
PRIOR TO 1967	
†	Brass Valve Stem with 4 O-rings, Used with Cul-Flo-Valvs (not available)
†	Brass Valve Stem with 4 O-rings and Check Valve. (See Bulletin G-6333 Oct. 2, 1963)
00-4834-10	Stem Knob-Blue (Cul-Flo-Valv)
00-4834-20	Stem Knob-Red (Cul-Flo-Valv)
00-3084-26	O-rings - All stems
00-5401-00	Screw for all Knobs



*Knob manufactured in blue plastic since 1972

**Knob manufactured in red plastic since 1972

†For replacement, order Cat. No. 00-4832-12
Upgrading Kit.